



### 1) Search

- Enter "Living Water Lutheran Church" or tap *Find Churches Near Me* to start your search
- Select "Living Water Lutheran Church"
- Your selected church will be displayed as your default church
- Tap *Give Now*

### 2) Select

- Choose a fund and a preset amount or enter another amount
- Select *Add* to add another fund or move forward to the payment information
- Scan or enter your card or bank account information

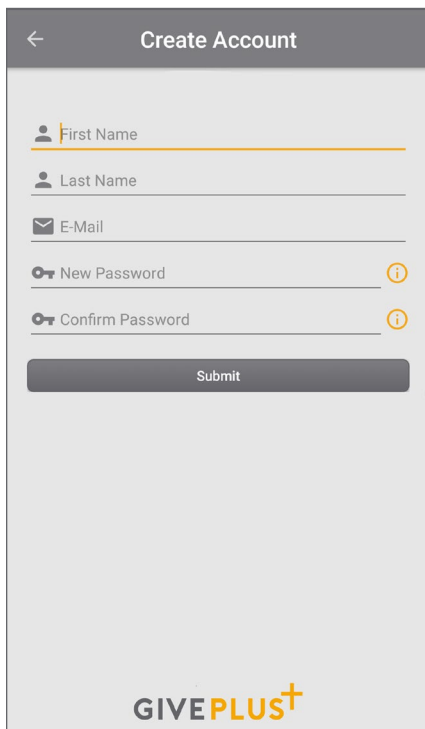
### 3) Submit

Fund	Amount
Building Fund	\$25.38 One Time
<b>Total</b>	<b>\$25.38</b>

- Review your donation summary then select *Complete Donation*

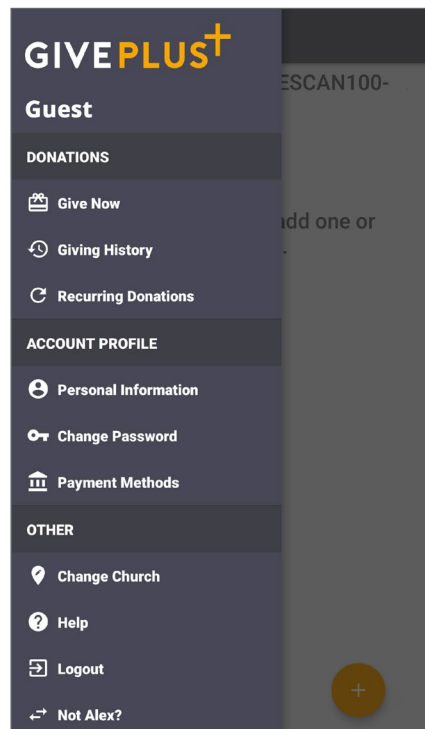


### Create



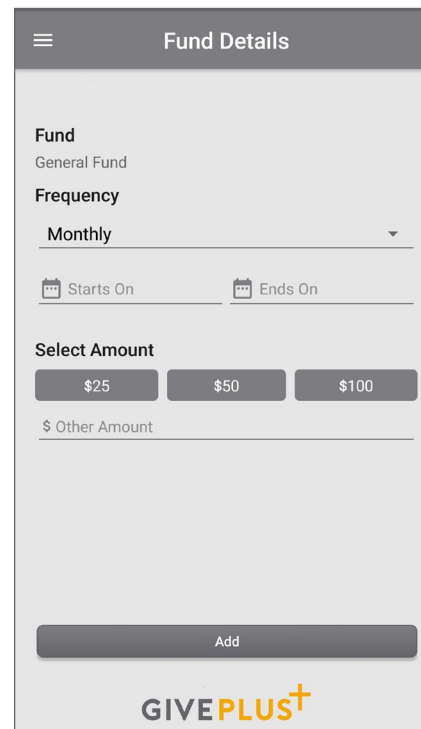
- It only takes a few minutes to create an account with an email address and password
- You'll have the option to log in using the Touch ID/Fingerprint feature or a PIN

### Manage



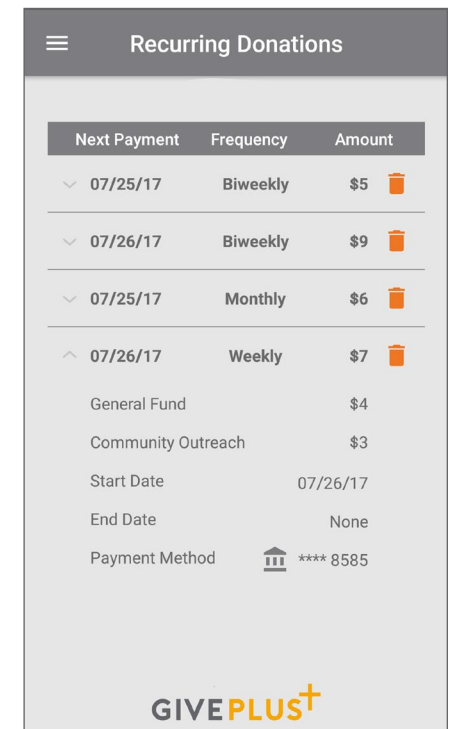
- Tap the menu icon to manage personal information, change password, review donations or update/add payment methods

### Schedule



- Next time you donate, tap **Select Frequency** to create a recurring weekly, bi-weekly, monthly or annual donation to the fund of your choice
- Note:** Your church determines frequency options

### Review



- From the menu, go to **Recurring Donations** to view or delete any scheduled donation made through the GivePlus app
- Or, select **Giving History** to review your past GivePlus donations